

LANmark-6A Ultim UniBoot Patch Cords

- High speed RJ45 patch cord to run 10GBase-T and future Cat6A applications
- High Density support : 48 cords on 1 height unit
- Frequency range up to 500MHz, fully complies to Cat 6A TIA568B.2-10 and ISO11801(2010) A2
- Individually screened pairs for reduced Internal Crosstalk and Alien Crosstalk immunity
- Externally certified
- Retrofit Latch Protector available in 8 colours for colour coding

Description

Application

LANmark-6A Ultim cords are developed to support 10 Gigabit Ethernet (IEEE 802.3an) and any other future Cat.6A application.

LANmark-6A Ultim Cords offer superior performance up to 500MHz and are matched with other LANmark-6A components to provide improved data throughput in complex channel configurations. Ultim cords use stranded cable and as such provide maximum system flexibility for the use at Cross Connects and Consolidation points.

They will also maximise the lifetime and longevity of the system by minimising the risk of wear & tear damage. Due to their good electrical performance and mechanical stability, LANmark-6A Ultim cords can be used for accurate field testing of Cat 6A cabling channels. .

Ultim Cords feature a slim boot for mechanical protection, which is kept inside the RJ45 boundaries to enable High Density Patching with 48 cords in 1 height unit.

They also come with a 'Replaceable' Latch Protector, which can be used for colour coding of different services.

Performance

The LANmark-6A Ultim cords fully comply and exceed the requirements of EIA/ TIA-568-B.2-10 and ISO11801 A2 and enable to achieve high performing Cat 6A channels. Used with other LANmark-6A components, very short Cat 6A link and channel configurations with up to 3 connection points within 10 meters can be supported.

Guarantees

When installed in combination with other LANmark-6A components, a 25 years channel warranty can be obtained, covering full 10GBase-T support and full Cat 6A/Class EA compliance.

Usage

- The cords are by design fully Alien Crosstalk compliant, so no special installation rules need to be taken into account for ANEXT and AFEXT compliance.
- 1, 2, 3, 5, 10, 20m are standard lengths available from stock, other lengths are available on demand.
- Orange and Dark Grey are standard colours available from stock; other colours are available on demand.
- Default Plug Configuration is a black boot with a preinstalled black latch protector.



LANmark-6A

Standards

International EN 50173-1;
IEEE 802.3an; ISO/IEC 11801:2002/
A2:2008; ISO/IEC TR24750;
ISO11801:2002/A1:2008

National TIA/EIA TSB-155; TIA/
EIA-568-B.3

LANmark-6A Ultim UniBoot Patch Cords

Characteristics













Usage characteristics

Range

LANmark-6A

Product List

☎ = Make to order, 🏠 = Make to stock

Nexans ref.	Name	Length (m)	Colour	Screen
 N11A.U1F100DK New	LANmark-6A Ultim Patch Cord Cat 6A Screened LSZH 10m Grey	10	Grey	Yes
 N11A.U1F100OK New	LANmark-6A Ultim Patch Cord Cat 6A Screened LSZH 10m Orange	10	Orange	Yes
 N11A.U1F010DK New	LANmark-6A Ultim Patch Cord Cat 6A Screened LSZH 1m Grey	1	Grey	Yes
 N11A.U1F010OK New	LANmark-6A Ultim Patch Cord Cat 6A Screened LSZH 1m Orange	1	Orange	Yes
 N11A.U1F200DK New	LANmark-6A Ultim Patch Cord Cat 6A Screened LSZH 20m Grey	20	Grey	Yes
 N11A.U1F200OK New	LANmark-6A Ultim Patch Cord Cat 6A Screened LSZH 20m Orange	20	Orange	Yes
 N11A.U1F020DK New	LANmark-6A Ultim Patch Cord Cat 6A Screened LSZH 2m Grey	2	Grey	Yes
 N11A.U1F020OK New	LANmark-6A Ultim Patch Cord Cat 6A Screened LSZH 2m Orange	2	Orange	Yes
 N11A.U1F030DK New	LANmark-6A Ultim Patch Cord Cat 6A Screened LSZH 3m Grey	3	Grey	Yes
 N11A.U1F030OK New	LANmark-6A Ultim Patch Cord Cat 6A Screened LSZH 3m Orange	3	Orange	Yes
 N11A.U1F050DK New	LANmark-6A Ultim Patch Cord Cat 6A Screened LSZH 5m Grey	5	Grey	Yes
 N11A.U1F050OK New	LANmark-6A Ultim Patch Cord Cat 6A Screened LSZH 5m Orange	5	Orange	Yes

☎ = Make to order, 🏠 = Make to stock

LANmark-6A Ultim UniBoot Patch Cords

Electrical Performance LANmark-6A 4 Connector Channel Part 1

"All values are based on Worst Case 4 Connector Channel configurations according ISO11801:2008 AM1 Minimal and maximum values represent guaranteed channel performance"

Freq in MHz	Attn in dB		NEXT in dB			PSNEXT in dB			ACR-F in dB	
	Max	Typ	Std	Min	Typ	Std	Min	Typ	Std	Typ
1	<4	4.0	65.0	67.0	85.0	62.0	64.0	74.8	63.3	69.9
4	4.1	4.1	63.0	65.0	72.9	60.5	62.5	65.0	51.2	57.9
10	6.4	6.3	56.6	58.6	65.0	54.0	56.0	58.5	43.3	49.9
16	8.1	8.0	53.2	55.2	60.9	50.6	52.6	55.1	39.2	45.9
20	9.1	9.0	51.6	53.6	59.0	49.0	51.0	53.5	37.2	43.9
31.25	11.4	11.2	48.4	50.4	55.1	45.7	47.7	50.2	33.4	40.0
62.5	16.3	15.9	43.4	45.4	49.1	40.6	42.6	45.1	27.3	34.0
100	20.8	20.2	39.9	41.9	45.0	37.1	39.1	41.6	23.3	29.9
155	26.2	25.4	36.7	38.7	41.2	33.8	35.8	38.3	19.5	26.1
200	30.0	28.9	34.8	36.8	39.0	31.9	33.9	36.4	17.2	23.9
250	33.8	32.5	33.1	35.1	37.0	30.2	32.2	34.7	15.3	22.0
300	37.3	35.7	31.7	33.7	35.4	28.8	30.8	33.3	13.7	20.4
500	49.3	46.7	27.9	29.9	31.0	24.8	26.8	24.9	9.3	16.0

*Standard values based on ISO11801:2002/A1:2008 ClassEA

Electrical Performance LANmark-6A 4 Connector Channel Part 2

All values are based on Worst Case 4 Connector Channel configurations according ISO11801:2008 AM1 Minimal and maximum values represent guaranteed channel performance

Freq in MHz	PS ACR-F in dB		PS ANEXT in dB			PS AACR-F in dB			RL in dB		
	Std	Typ	Std	Min	Typ	Std	Min	Typ	Std	Min	Typ
1	60.3	66.9	80.0	90.0	92.0	77.0	92.0	94.0	19.0	21.0	21.0
4	48.2	54.9	74.0	89.0	91.0	65.0	80.0	82.0	19.0	21.0	32.0
10	40.3	46.9	70.0	85.0	87.0	57.0	72.0	74.0	19.0	21.0	28.0
16	36.2	42.9	68.0	83.0	85.0	52.9	67.9	69.9	18.0	20.0	26.0
20	34.2	40.9	67.0	82.0	84.0	51.0	66.0	68.0	17.5	19.5	25.0
31.25	30.4	37.0	65.1	80.1	82.1	47.1	62.1	64.1	16.5	18.5	23.1
62.5	24.3	31.0	62.0	77.0	79.0	41.1	56.1	58.1	14.0	16.0	20.0
100	20.3	26.9	60.0	75.0	77.0	37.0	52.0	54.0	12.0	14.0	18.0
155	16.5	23.1	57.1	72.1	74.1	33.2	48.2	50.2	10.1	12.1	16.1
200	14.2	20.9	55.5	70.5	72.5	31.0	46.0	48.0	9.0	11.0	15.0
250	12.3	19.0	54.0	69.0	71.0	29.0	44.0	46.0	8.0	10.0	14.0
300	10.7	17.4	52.8	67.8	69.8	27.5	42.5	44.5	8.0	10.0	13.2
500	6.3	13.0	49.5	64.5	66.5	23.0	38.0	40.0	8.0	10.0	11.0

*Standard values based on ISO11801:2002/A1:2008 ClassEA